

Signify Classified - Internal
Cooper Lighting Solutions Photometric Lab
1121 Highway 74 South
Peachtree City, GA 30269



Scaled data based on original data using
LM-79-08 Approved Method: Electrical and Photometric Measurements of Solid-
State Lighting Products

Test Report Prepared for
Cooper Lighting Solutions
(formerly Eaton)

Brand: McGRAW-EDISON

Report Number: P832980

Luminaire Tested: **TTN-D0-830-U-WQ-UPL3**

Issue Date: 5/15/2024

Test Information

Test Method: LM-79-08
Report Number: P832980
REPORT IS FROM IESNA LM-79-08 TEST DATA - UPLIGHT (G3-2308-121-4) AND
Test Lab: INNOVATION CENTER
Issue Date: 5/15/2024
Manufacturer: COOPER LIGHTING SOLUTIONS (FORMERLY EATON)
Product Line: McGRAW-EDISON
Catalog Number: TTN-D0-830-U-WQ-UPL3
Description: TOPTIER NANO LED PARKING GARAGE LUMINAIRE WITH UPLIGHT
3000K, 80 CRI LEDS AND WIDE DISTRIBUTION
Light Source: -
Ballast/Driver: -

Summary

Lumens per Lamp: N/A
Luminaire Lumens: 1830.7 lumens
Efficiency: N/A
Efficacy: 103.4 lumens/watt
Luminous Opening: Vertical Cylinder (Dia: 0.71' x H: 0.1')
IES Classification: Type V - Short
BUG Rating: B1 - U4 - G1

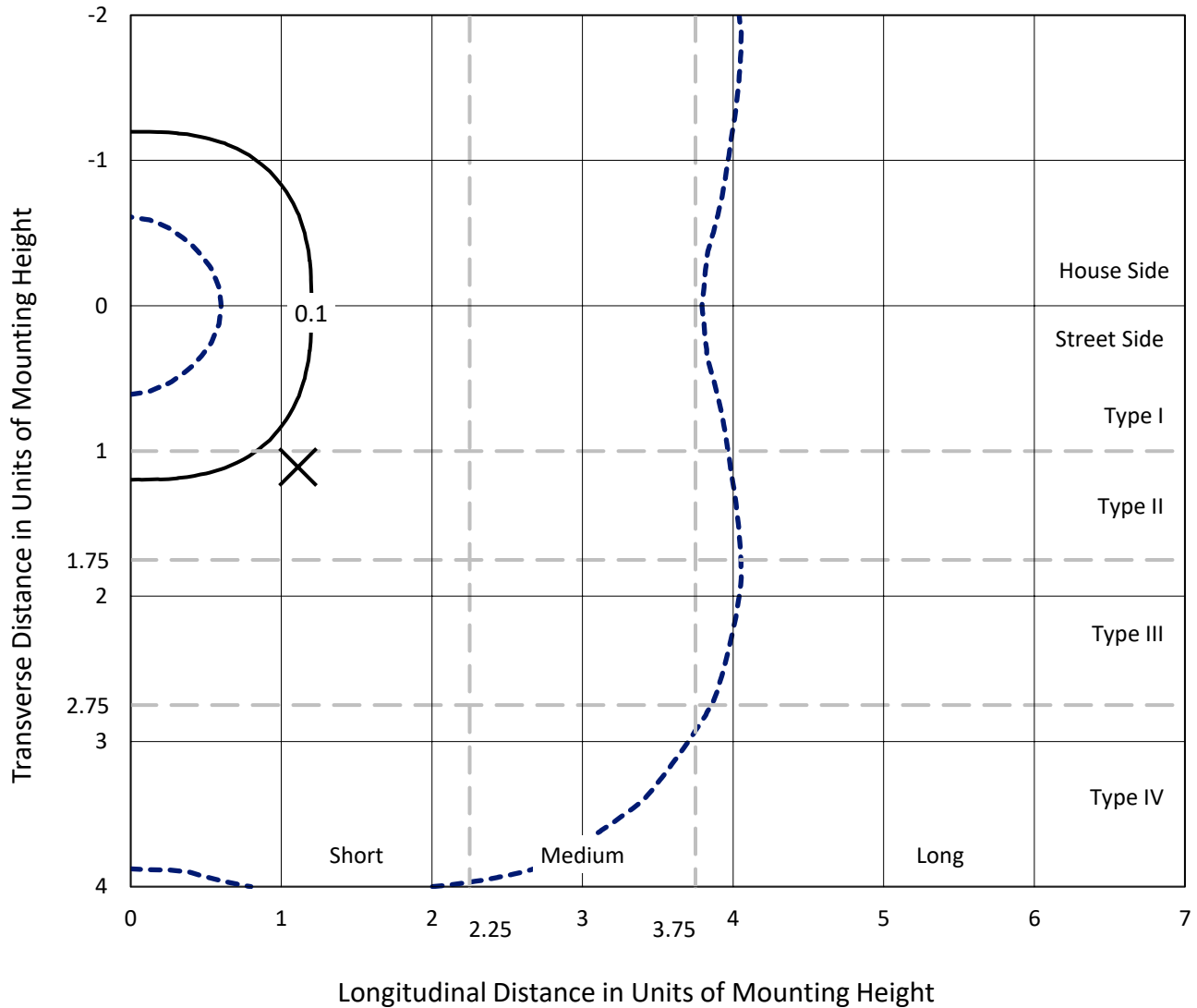
Input Watts (W): 17.7
Input Voltage (V): NR
Input Current (Ain): NR
Voltage Rise (V): NR
Power Factor: NR
Total Harmonic Distortion (THDi): NR
Frequency (hertz): 60
Stabilization Time: NR
Operation Time: NR
Ambient Temperature (°C): NR
Test Distance: 24 FT



REPORT NUMBER: P832980
 CATALOG NUMBER: TTN-D0-830-U-WQ-UPL3

Iso-Footcandle Lines of Horizontal Illumination

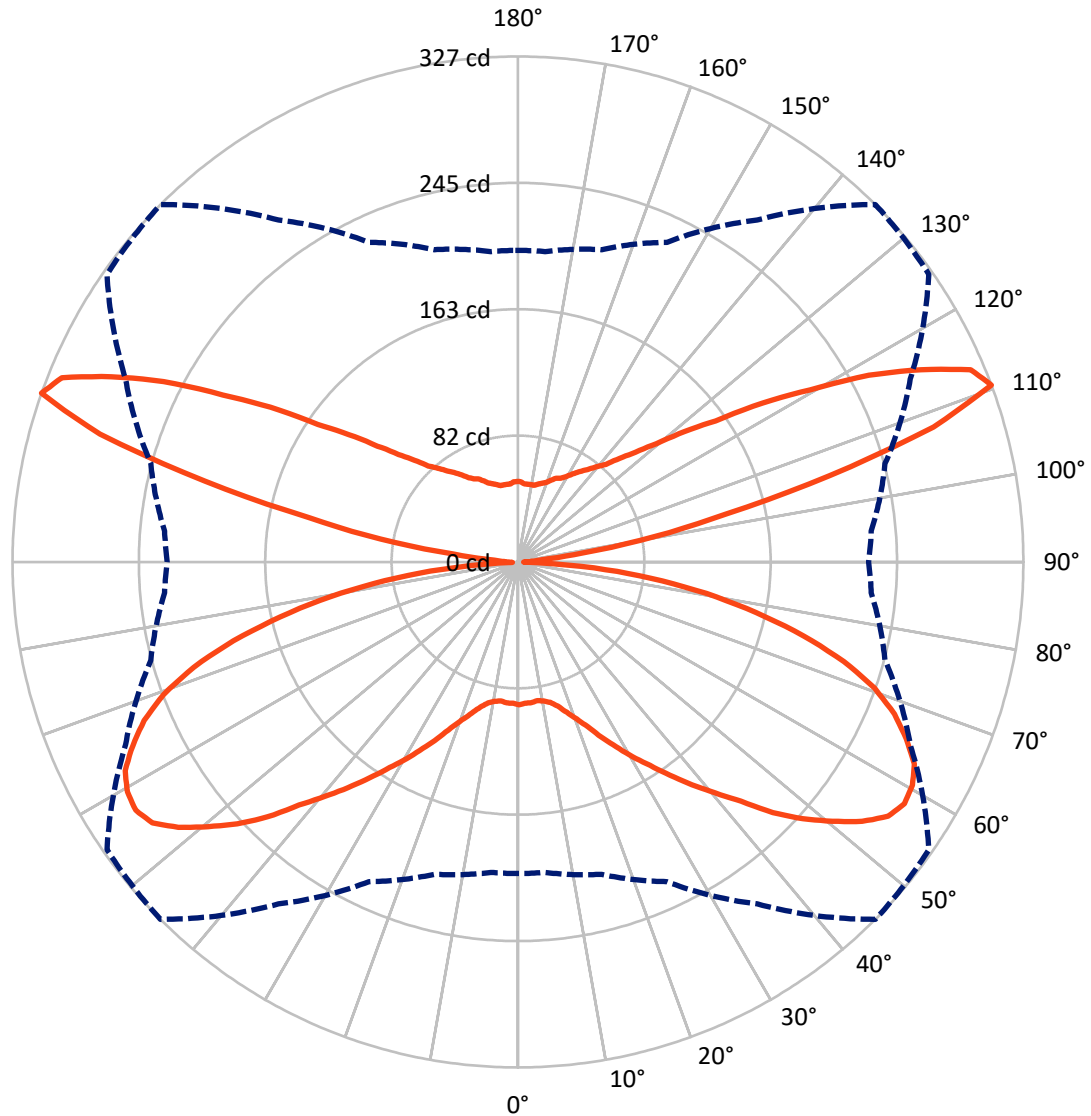
✕ Max cd
 - - - 1/2 Max cd



Based on 25 foot mounting height. Maximum calculated value = 0.2 fc
 Type V - Short - N/A

REPORT NUMBER: P832980
CATALOG NUMBER: TTN-D0-830-U-WQ-UPL3

Luminous Intensity Polar Plot



— Vertical Plane Through 45-Deg Lateral - - - Horizontal Cone Through 110-Deg Vertical

REPORT NUMBER: P832980

CATALOG NUMBER: TTN-D0-830-U-WQ-UPL3

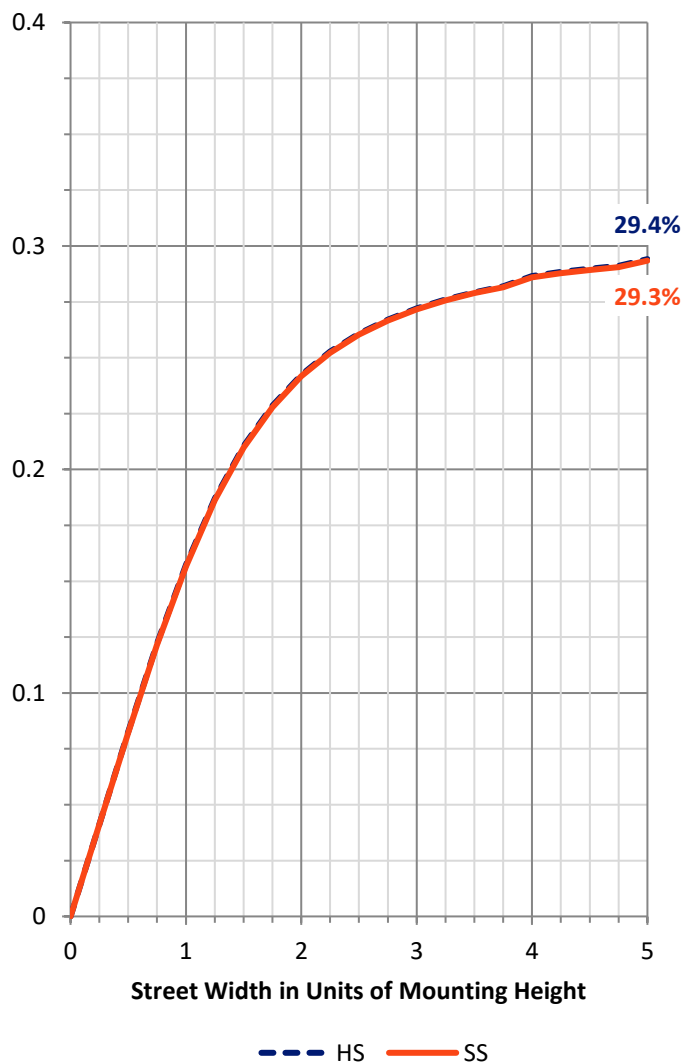
FLUX DISTRIBUTION:

		Downward	Upward	Total
House Side	Lumens	545.0	370.3	915.3
	% Fixture	29.8	20.2	50.0
Street Side	Lumens	545.0	370.3	915.3
	% Fixture	29.8	20.2	50.0
Total	Lumens	1090.0	740.7	1830.7
	% Fixture	59.5	40.5	100.0

ZONAL LUMENS:

Zone	Lumens	% Fixture
0°-10°	8.7	0.5
10°-20°	27.7	1.5
20°-30°	58.1	3.2
30°-40°	105.4	5.8
40°-50°	171.8	9.4
50°-60°	240.5	13.1
60°-70°	251.0	13.7
70°-80°	179.4	9.8
80°-90°	47.4	2.6
90°-100°	16.5	0.9
100°-110°	168.0	9.2
110°-120°	245.6	13.4
120°-130°	142.5	7.8
130°-140°	75.5	4.1
140°-150°	44.9	2.4
150°-160°	27.6	1.5
160°-170°	15.1	0.8
170°-180°	4.9	0.3
0°-90°	1090.0	59.5
0°-180°	1830.7	100.0

Coefficient of Utilization



REPORT NUMBER: P832980

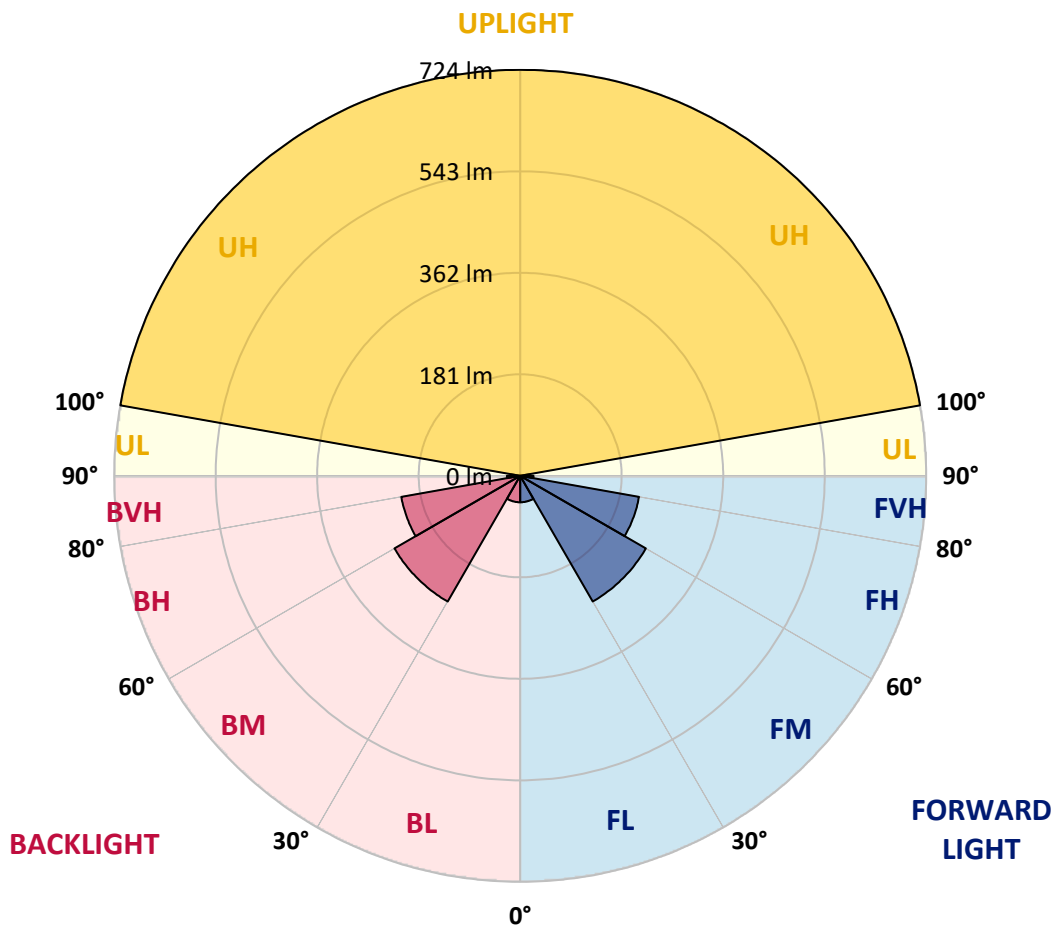
CATALOG NUMBER: TTN-D0-830-U-WQ-UPL3

LUMINAIRE CLASSIFICATION SYSTEM LUMEN TABLE AND BUG RATING:

Zone	Lumens	% Fixture	Zone Rating/Lumen Limit		
			B	U	G
FL (0°-30°)	47.2	2.6			
FM (30°-60°)	258.8	14.1			
FH (60°-80°)	215.2	11.8			G0/660
FVH (80°-90°)	23.7	1.3			G1/100
BL (0°-30°)	47.2	2.6	B0/110		
BM (30°-60°)	258.8	14.1	B1/1000		
BH (60°-80°)	215.2	11.8	B1/500		G0/660
BVH (80°-90°)	23.7	1.3			G1/100
UL (90°-100°)	16.5	0.9		U2/50	
UH (100°-180°)	724.2	39.6		U4/1000	

BUG Rating: B1-U4-G1

Type V Short





REPORT NUMBER: P832980
 CATALOG NUMBER: TTN-D0-830-U-WQ-UPL3

CANDELA DISTRIBUTION (FULL):

	0°	5°	15°	25°	35°	45°	55°	65°	75°	85°	90°
0°	92.3	92.3	92.3	92.3	92.3	92.3	92.3	92.3	92.3	92.3	92.3
2.5°	91.4	91.4	91.4	91.4	91.4	91.4	91.4	91.4	91.4	91.4	91.4
5°	91.4	91.4	91.4	91.4	91.4	91.4	91.4	91.4	91.4	91.4	91.4
7.5°	89.6	89.6	90.5	90.5	90.5	90.5	90.5	90.5	90.5	90.5	90.5
10°	89.6	89.6	90.5	90.5	91.4	91.4	91.4	90.5	90.5	89.6	89.6
12.5°	91.4	91.4	91.4	92.3	93.2	93.2	93.2	92.3	92.3	91.4	91.4
15°	94.1	95.0	95.0	95.9	96.8	96.8	96.8	95.9	95.9	95.0	95.0
17.5°	99.5	99.5	99.5	100.4	101.3	102.2	102.2	100.4	100.4	99.5	100.4
20°	104.9	105.8	105.8	106.6	107.5	108.4	107.5	106.6	105.8	105.8	105.8
22.5°	112.9	112.9	113.8	113.8	115.6	115.6	115.6	113.8	113.8	113.8	113.8
25°	121.9	121.9	122.8	123.7	125.5	125.5	124.6	122.8	122.8	122.8	123.7
27.5°	132.6	132.6	133.5	133.5	135.3	135.3	134.4	133.5	133.5	133.5	134.4
30°	142.5	142.5	144.3	145.2	146.1	146.1	146.1	144.3	144.3	143.4	143.4
32.5°	151.5	152.4	153.2	155.9	157.7	157.7	157.7	155.9	154.1	153.2	153.2
35°	161.3	162.2	164.0	166.7	169.4	169.4	169.4	166.7	164.9	163.1	164.0
37.5°	173.0	173.0	175.7	178.3	181.9	182.8	181.9	179.2	176.5	174.8	174.8
40°	185.5	185.5	188.2	190.9	195.4	196.3	195.4	191.8	188.2	187.3	187.3
42.5°	198.1	198.1	201.6	204.3	209.7	211.5	209.7	205.2	201.6	199.0	199.9
45°	211.5	212.4	216.9	222.3	228.5	231.2	228.5	223.2	217.8	212.4	212.4
47.5°	226.7	226.7	232.1	238.4	245.6	248.2	244.7	239.3	232.1	227.6	227.6
50°	236.6	237.5	244.7	252.7	261.7	263.5	260.8	252.7	244.7	238.4	237.5
52.5°	246.5	247.3	255.4	267.1	276.0	278.7	275.1	267.1	255.4	247.3	247.3
55°	252.7	254.5	263.5	276.0	285.9	290.4	285.0	276.0	262.6	253.6	252.7
57.5°	253.6	255.4	264.4	279.6	289.5	294.8	290.4	278.7	264.4	254.5	253.6
60°	251.8	252.7	261.7	277.8	289.5	293.1	289.5	276.9	260.8	252.7	250.9
62.5°	247.3	249.1	258.1	271.5	285.0	287.7	284.1	270.6	257.2	247.3	245.6
65°	233.0	234.8	248.2	261.7	273.3	276.0	273.3	261.7	247.3	233.0	231.2
67.5°	216.9	217.8	231.2	247.3	258.1	262.6	258.1	248.2	230.3	216.9	215.1
70°	199.9	200.7	211.5	228.5	239.3	244.7	240.2	229.4	210.6	199.0	198.1
72.5°	180.1	180.1	190.9	204.3	215.1	220.5	216.9	203.4	189.1	177.4	175.7
75°	153.2	154.1	165.8	175.7	187.3	190.9	187.3	176.5	163.1	151.5	149.7
77.5°	125.5	126.4	136.2	144.3	155.0	157.7	155.0	146.1	133.5	123.7	122.8
80°	95.0	95.9	104.0	111.1	120.1	123.7	121.0	112.0	102.2	93.2	90.5
82.5°	61.8	62.7	70.8	76.2	84.2	86.9	85.1	77.1	69.0	60.0	59.1
85°	27.8	28.7	35.8	40.3	46.6	49.3	47.5	40.3	34.1	26.0	24.2
87.5°	2.7	2.7	2.7	2.7	2.7	3.6	3.6	2.7	2.7	2.7	2.7
90°	6.3	6.3	7.6	7.6	7.6	7.6	7.6	7.6	7.6	6.3	6.3
92.5°	6.3	6.3	6.3	8.9	10.1	8.9	10.1	7.6	7.6	6.3	6.3
95°	7.6	7.6	8.9	11.4	13.9	15.2	15.2	8.9	8.9	7.6	7.6
97.5°	10.1	11.4	11.4	13.9	22.8	41.8	25.3	12.7	12.7	11.4	10.1
100°	16.5	17.7	17.7	31.7	67.2	90.0	64.6	32.9	24.1	17.7	17.7
102.5°	53.2	55.8	68.4	102.6	152.1	138.1	116.6	110.2	76.0	60.8	58.3
105°	135.6	134.3	144.5	171.1	212.9	209.1	192.6	174.9	150.8	139.4	139.4
107.5°	178.7	178.7	187.5	210.4	242.0	282.6	286.4	226.8	198.9	186.3	185.0
110°	201.5	201.5	209.1	228.1	269.9	326.9	324.4	280.0	245.8	229.4	226.8



REPORT NUMBER: P832980
 CATALOG NUMBER: TTN-D0-830-U-WQ-UPL3

CANDELA DISTRIBUTION (continued):

	0°	5°	15°	25°	35°	45°	55°	65°	75°	85°	90°
112.5°	206.5	207.8	218.0	247.1	292.7	318.1	306.7	288.9	273.7	261.0	258.5
115°	214.2	214.2	225.6	253.4	278.8	288.9	276.2	262.3	252.2	247.1	249.6
117.5°	211.6	215.4	218.0	233.2	249.6	257.2	250.9	231.9	224.3	221.8	218.0
120°	196.4	196.4	198.9	206.5	215.4	219.2	216.7	204.0	197.7	196.4	193.9
122.5°	174.9	176.1	174.9	178.7	185.0	188.8	186.3	176.1	173.6	173.6	171.1
125°	153.3	153.3	152.1	154.6	158.4	157.1	158.4	153.3	152.1	152.1	150.8
127.5°	138.1	136.9	134.3	135.6	136.9	136.9	138.1	133.1	134.3	135.6	134.3
130°	122.9	122.9	120.4	120.4	120.4	117.8	120.4	117.8	119.1	120.4	121.6
132.5°	109.0	109.0	105.2	103.9	103.9	103.9	105.2	103.9	106.4	109.0	109.0
135°	97.6	97.6	93.8	95.0	95.0	93.8	95.0	93.8	96.3	97.6	97.6
137.5°	88.7	88.7	86.2	86.2	86.2	84.9	86.2	86.2	87.4	90.0	91.2
140°	81.1	81.1	79.8	79.8	78.6	79.8	79.8	79.8	81.1	82.4	82.4
142.5°	77.3	76.0	74.8	73.5	74.8	74.8	74.8	73.5	74.8	77.3	77.3
145°	71.0	71.0	69.7	69.7	69.7	71.0	69.7	69.7	71.0	71.0	72.2
147.5°	67.2	67.2	65.9	67.2	67.2	67.2	67.2	65.9	67.2	67.2	68.4
150°	65.9	64.6	63.4	64.6	64.6	63.4	63.4	63.4	63.4	64.6	64.6
152.5°	62.1	62.1	60.8	62.1	60.8	60.8	60.8	60.8	60.8	62.1	63.4
155°	59.6	59.6	58.3	59.6	59.6	59.6	59.6	59.6	59.6	59.6	59.6
157.5°	57.0	58.3	57.0	57.0	57.0	57.0	57.0	57.0	57.0	58.3	58.3
160°	55.8	55.8	55.8	55.8	54.5	54.5	54.5	55.8	55.8	55.8	57.0
162.5°	54.5	54.5	54.5	54.5	53.2	53.2	53.2	53.2	54.5	54.5	55.8
165°	54.5	53.2	53.2	53.2	52.0	52.0	52.0	52.0	53.2	54.5	53.2
167.5°	52.0	52.0	52.0	52.0	52.0	50.7	50.7	52.0	52.0	52.0	53.2
170°	52.0	52.0	50.7	50.7	50.7	50.7	50.7	50.7	50.7	50.7	52.0
172.5°	52.0	52.0	52.0	52.0	50.7	50.7	50.7	50.7	50.7	52.0	52.0
175°	52.0	52.0	52.0	52.0	50.7	50.7	50.7	52.0	52.0	52.0	50.7
177.5°	52.0	52.0	52.0	52.0	50.7	52.0	52.0	52.0	52.0	52.0	52.0
180°	52.0	52.0	52.0	52.0	52.0	52.0	52.0	52.0	52.0	52.0	52.0

Cooper Lighting Solutions Photometric Lab
1121 Highway 74 South
Peachtree City, GA 30269



LM-79-2019: Approved Method: Electrical and Photometric Measurements of Solid-State Lighting Products

Report Prepared for

Cooper Lighting Solutions

MCGRAW EDISON

Report Number: SP1-2411-284-4

Test Date: 11/22/2024

Luminaire Tested: TTN-D0-830-U-WQ

Data in this report applies to TT and TTN families of products

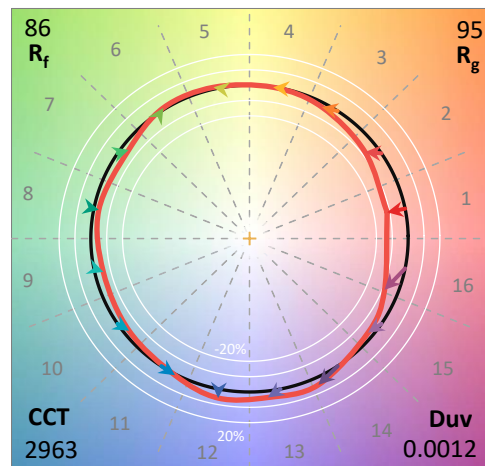
Test Information

Test Method: LM-79-2019
 Report Number: SP1-2411-284-4
 Test Lab: COOPER LIGHTING SOLUTIONS
 Photometer: SP1 - 76IN SPHERE
 Measurement Geometry: 4π
 Issue Date: 11/22/2024
 Manufacturer: COOPER LIGHTING SOLUTIONS
 Product Line: MCGRAW EDISON
 Catalog Number: **TTN-D0-830-U-WQ**
 Description: TOPTIER NANO LED PARKING GARAGE LUMINAIRE. 3000K, 80 CRI LEDS AND WIDE DISTRIBUTION

Spectral Parameters

CCT (K): 2963
 CIE u': 0.2515
 CIE v': 0.5238
 Duv: 0.0012
 CIE x: 0.4414
 CIE y: 0.4086
 CIE z: 0.1501
 Peak Wavelength (nm): 603
 Dominant Wavelength (nm): 582
 Purity: 55.12798
 R_f: 86.1
 R_g: 94.9

CRI (Ra):	82.9		
R1:	81.4	R9:	3.9
R2:	91.9	R10:	82.5
R3:	95.2	R11:	82.3
R4:	81.6	R12:	76.5
R5:	82.3	R13:	83.9
R6:	91.4	R14:	97.8
R7:	82.0	R15:	72.6
R8:	57.2		



Test Conditions

Stabilization Time: 37M
 Operation Time: 1H 37M
 Sphere Temperature (°C): 25.0

REPORT NUMBER: SP1-2411-284-4

Measurement and Test Equipment			
Instrument	Identification Number	Calibration Date	Calibration Due Date
Photometer	IN0058	6/18/2024	12/18/2024
Power Meter	INXT2011004	2/8/2024	2/8/2025
AC Power Source	IN0063	10/22/2024	10/22/2025
DC Power Source	IN0208	10/22/2024	10/22/2025
Sphere Thermometer	IN0085	10/22/2024	10/22/2025
Room Thermometer	IN0046	10/22/2024	10/22/2025

REPORT NUMBER: SP1-2411-284-4

CIE 1931 Chromaticity Diagram



CIE 1931 Chromaticity Diagram with 2017 ANSI 7-Step and 4-Step Quadrangles



Point lies inside the ANSI 3000K 4-step quadrangle

REPORT NUMBER: SP1-2411-284-4

Photopic Flux vs. Wavelength



Photopic Lumens: NR

λ (nm)	Power W [^] /nm	Lumens (φ/nm)	λ (nm)	Power W [^] /nm	Lumens (φ/nm)	λ (nm)	Power W [^] /nm	Lumens (φ/nm)	λ (nm)	Power W [^] /nm	Lumens (φ/nm)	λ (nm)	Power W [^] /nm	Lumens (φ/nm)
360	0	NR	490	267	NR	620	915	NR	750	23	NR	880	0	NR
365	0	NR	495	315	NR	625	866	NR	755	20	NR	885	0	NR
370	0	NR	500	360	NR	630	811	NR	760	17	NR	890	0	NR
375	0	NR	505	396	NR	635	750	NR	765	14	NR	895	0	NR
380	0	NR	510	418	NR	640	686	NR	770	12	NR	900	0	NR
385	0	NR	515	435	NR	645	619	NR	775	10	NR	905	0	NR
390	0	NR	520	448	NR	650	554	NR	780	9	NR	910	0	NR
395	0	NR	525	462	NR	655	491	NR	785	7	NR	915	0	NR
400	1	NR	530	476	NR	660	431	NR	790	6	NR	920	0	NR
405	2	NR	535	495	NR	665	376	NR	795	5	NR	925	0	NR
410	5	NR	540	520	NR	670	325	NR	800	4	NR	930	0	NR
415	10	NR	545	547	NR	675	280	NR	805	4	NR	935	0	NR
420	21	NR	550	576	NR	680	241	NR	810	3	NR	940	0	NR
425	42	NR	555	612	NR	685	207	NR	815	3	NR	945	0	NR
430	77	NR	560	651	NR	690	176	NR	820	2	NR	950	0	NR
435	135	NR	565	693	NR	695	149	NR	825	2	NR	955	0	NR
440	215	NR	570	741	NR	700	127	NR	830	2	NR	960	0	NR
445	321	NR	575	793	NR	705	107	NR	835	2	NR	965	0	NR
450	479	NR	580	847	NR	710	89	NR	840	1	NR	970	0	NR
455	432	NR	585	897	NR	715	75	NR	845	1	NR	975	0	NR
460	265	NR	590	940	NR	720	62	NR	850	1	NR	980	0	NR
465	231	NR	595	971	NR	725	51	NR	855	1	NR	985	0	NR
470	204	NR	600	993	NR	730	43	NR	860	1	NR	990	0	NR
475	168	NR	605	996	NR	735	36	NR	865	1	NR	995	0	NR
480	183	NR	610	986	NR	740	31	NR	870	1	NR	1000	0	NR
485	223	NR	615	957	NR	745	26	NR	875	0	NR			

REPORT NUMBER: SP1-2411-284-4

Scotopic Flux vs. Wavelength



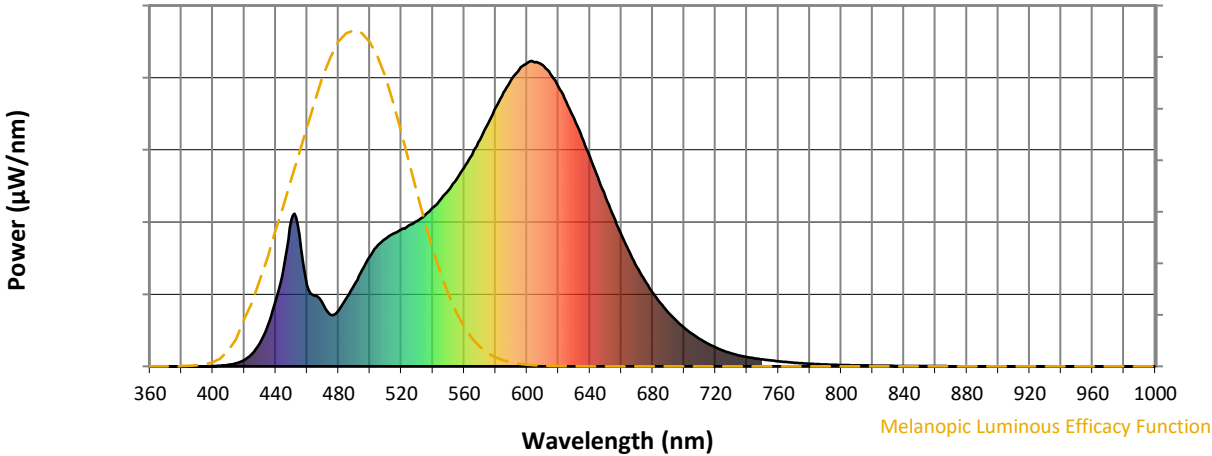
Scotopic Lumens: NR

S/P: 1.34

λ (nm)	Power W [^] /nm	Lumens (φ/nm)	λ (nm)	Power W [^] /nm	Lumens (φ/nm)	λ (nm)	Power W [^] /nm	Lumens (φ/nm)	λ (nm)	Power W [^] /nm	Lumens (φ/nm)	λ (nm)	Power W [^] /nm	Lumens (φ/nm)
360	0	NR	490	267	NR	620	915	NR	750	23	NR	880	0	NR
365	0	NR	495	315	NR	625	866	NR	755	20	NR	885	0	NR
370	0	NR	500	360	NR	630	811	NR	760	17	NR	890	0	NR
375	0	NR	505	396	NR	635	750	NR	765	14	NR	895	0	NR
380	0	NR	510	418	NR	640	686	NR	770	12	NR	900	0	NR
385	0	NR	515	435	NR	645	619	NR	775	10	NR	905	0	NR
390	0	NR	520	448	NR	650	554	NR	780	9	NR	910	0	NR
395	0	NR	525	462	NR	655	491	NR	785	7	NR	915	0	NR
400	1	NR	530	476	NR	660	431	NR	790	6	NR	920	0	NR
405	2	NR	535	495	NR	665	376	NR	795	5	NR	925	0	NR
410	5	NR	540	520	NR	670	325	NR	800	4	NR	930	0	NR
415	10	NR	545	547	NR	675	280	NR	805	4	NR	935	0	NR
420	21	NR	550	576	NR	680	241	NR	810	3	NR	940	0	NR
425	42	NR	555	612	NR	685	207	NR	815	3	NR	945	0	NR
430	77	NR	560	651	NR	690	176	NR	820	2	NR	950	0	NR
435	135	NR	565	693	NR	695	149	NR	825	2	NR	955	0	NR
440	215	NR	570	741	NR	700	127	NR	830	2	NR	960	0	NR
445	321	NR	575	793	NR	705	107	NR	835	2	NR	965	0	NR
450	479	NR	580	847	NR	710	89	NR	840	1	NR	970	0	NR
455	432	NR	585	897	NR	715	75	NR	845	1	NR	975	0	NR
460	265	NR	590	940	NR	720	62	NR	850	1	NR	980	0	NR
465	231	NR	595	971	NR	725	51	NR	855	1	NR	985	0	NR
470	204	NR	600	993	NR	730	43	NR	860	1	NR	990	0	NR
475	168	NR	605	996	NR	735	36	NR	865	1	NR	995	0	NR
480	183	NR	610	986	NR	740	31	NR	870	1	NR	1000	0	NR
485	223	NR	615	957	NR	745	26	NR	875	0	NR			

REPORT NUMBER: SP1-2411-284-4

Melanopic Flux vs. Wavelength



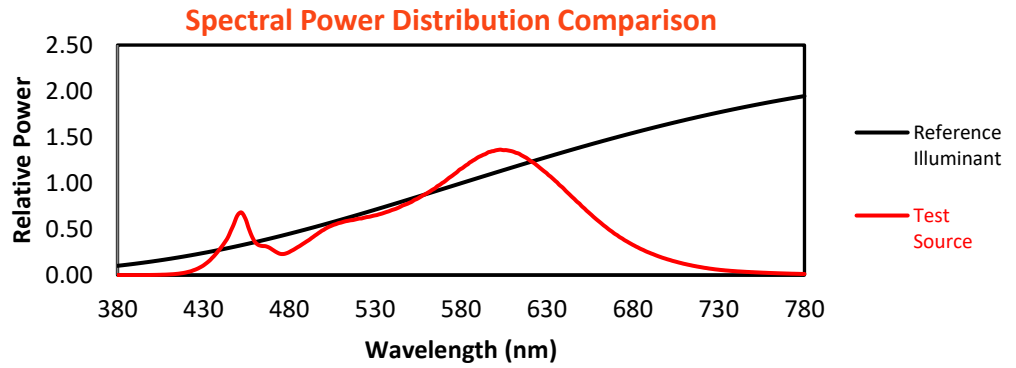
Melanopic Lumens: NR

M/P: 2.58

λ (nm)	Power W [^] /nm	Lumens (φ/nm)	λ (nm)	Power W [^] /nm	Lumens (φ/nm)	λ (nm)	Power W [^] /nm	Lumens (φ/nm)	λ (nm)	Power W [^] /nm	Lumens (φ/nm)	λ (nm)	Power W [^] /nm	Lumens (φ/nm)
360	0	NR	490	267	NR	620	915	NR	750	23	NR	880	0	NR
365	0	NR	495	315	NR	625	866	NR	755	20	NR	885	0	NR
370	0	NR	500	360	NR	630	811	NR	760	17	NR	890	0	NR
375	0	NR	505	396	NR	635	750	NR	765	14	NR	895	0	NR
380	0	NR	510	418	NR	640	686	NR	770	12	NR	900	0	NR
385	0	NR	515	435	NR	645	619	NR	775	10	NR	905	0	NR
390	0	NR	520	448	NR	650	554	NR	780	9	NR	910	0	NR
395	0	NR	525	462	NR	655	491	NR	785	7	NR	915	0	NR
400	1	NR	530	476	NR	660	431	NR	790	6	NR	920	0	NR
405	2	NR	535	495	NR	665	376	NR	795	5	NR	925	0	NR
410	5	NR	540	520	NR	670	325	NR	800	4	NR	930	0	NR
415	10	NR	545	547	NR	675	280	NR	805	4	NR	935	0	NR
420	21	NR	550	576	NR	680	241	NR	810	3	NR	940	0	NR
425	42	NR	555	612	NR	685	207	NR	815	3	NR	945	0	NR
430	77	NR	560	651	NR	690	176	NR	820	2	NR	950	0	NR
435	135	NR	565	693	NR	695	149	NR	825	2	NR	955	0	NR
440	215	NR	570	741	NR	700	127	NR	830	2	NR	960	0	NR
445	321	NR	575	793	NR	705	107	NR	835	2	NR	965	0	NR
450	479	NR	580	847	NR	710	89	NR	840	1	NR	970	0	NR
455	432	NR	585	897	NR	715	75	NR	845	1	NR	975	0	NR
460	265	NR	590	940	NR	720	62	NR	850	1	NR	980	0	NR
465	231	NR	595	971	NR	725	51	NR	855	1	NR	985	0	NR
470	204	NR	600	993	NR	730	43	NR	860	1	NR	990	0	NR
475	168	NR	605	996	NR	735	36	NR	865	1	NR	995	0	NR
480	183	NR	610	986	NR	740	31	NR	870	1	NR	1000	0	NR
485	223	NR	615	957	NR	745	26	NR	875	0	NR			

Summary

$R_f = 86.1$
 $R_g = 94.9$
 CIE $R_a = 82.9$
 $R_9 = 3.9$



Color Vector Graphics

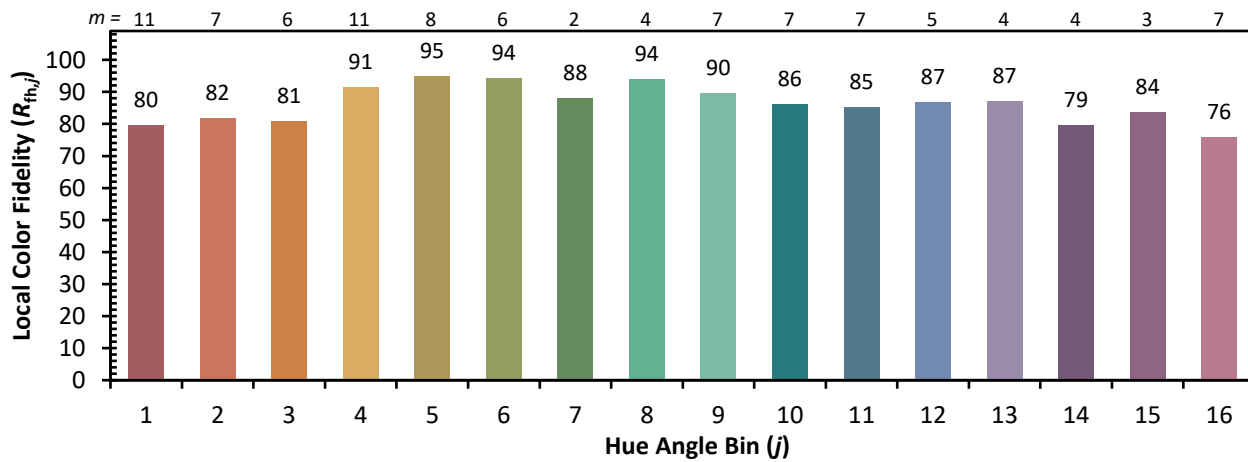


Individual Sample Fidelity Index ($R_{f,i}$)

CES01 = 86	CES26 = 87	CES51 = 95	CES76 = 85
CES02 = 63	CES27 = 95	CES52 = 95	CES77 = 85
CES03 = 31	CES28 = 96	CES53 = 91	CES78 = 83
CES04 = 70	CES29 = 90	CES54 = 92	CES79 = 89
CES05 = 50	CES30 = 96	CES55 = 91	CES80 = 89
CES06 = 51	CES31 = 92	CES56 = 88	CES81 = 70
CES07 = 42	CES32 = 86	CES57 = 87	CES82 = 96
CES08 = 41	CES33 = 94	CES58 = 88	CES83 = 94
CES09 = 29	CES34 = 94	CES59 = 92	CES84 = 92
CES10 = 76	CES35 = 97	CES60 = 93	CES85 = 76
CES11 = 59	CES36 = 88	CES61 = 90	CES86 = 66
CES12 = 65	CES37 = 98	CES62 = 92	CES87 = 85
CES13 = 44	CES38 = 95	CES63 = 90	CES88 = 87
CES14 = 74	CES39 = 98	CES64 = 85	CES89 = 75
CES15 = 72	CES40 = 96	CES65 = 81	CES90 = 89
CES16 = 48	CES41 = 97	CES66 = 84	CES91 = 80
CES17 = 50	CES42 = 98	CES67 = 83	CES92 = 64
CES18 = 57	CES43 = 92	CES68 = 85	CES93 = 79
CES19 = 72	CES44 = 99	CES69 = 89	CES94 = 61
CES20 = 67	CES45 = 94	CES70 = 83	CES95 = 75
CES21 = 87	CES46 = 91	CES71 = 81	CES96 = 84
CES22 = 79	CES47 = 92	CES72 = 93	CES97 = 89
CES23 = 92	CES48 = 84	CES73 = 78	CES98 = 85
CES24 = 91	CES49 = 92	CES74 = 91	CES99 = 76
CES25 = 72	CES50 = 95	CES75 = 84	



Color Rendition by Hue-Angle Bin



Measure Comparisons



(END OF REPORT)